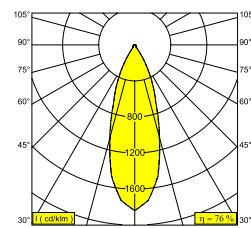
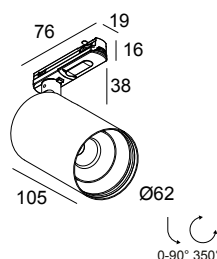




SPYCO AC 92733 ADMIF DIM8 W

27601 9228 W

AVAILABLE IN
BLACK 27601 9228 B
WHITE 27601 9228 W



[View on website](#)

General info

LOCATION	indoor
INSTALLATION	Mains voltage track Mains voltage track mounted
INGRESS PROTECTION	IP20
WEIGHT (KG)	0.3
ADJUSTABILITY	0° to 90° swiveling, 350° rotatable
INFORMATION	REFLECTOR FL-33° BLACK version: INCLSPY TUBE S B / WHITE version: INCLSPY TUBE S W

Electrical info

ELECTRICAL	230V / 50-60Hz
CLASS	I
DIM TYPE	mains (phase cut-off)
ENERGY CLASS	F

Lightsource info

Lightsource Name	LED
Lightsource	AC LED array 8W / CRI>90 (R9: 55) / 2700K / 597lm
TM-30 Values	Rf: 92 / Rg: 98
SDCM	SDCM3
Riskgroup	RG1
LM80	L80B10 > 67000
LED Technics (light source)	597lm // 8W // 75lm/W
LED Technics (luminaire)	452lm // 8W // 57lm/W

Requirements

TRACK 1F ON

Accessories

SPY TUBE S

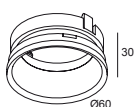
SPYCO AC 92733 ADM1F DIM8 W

27601 9228 W

For detailed installation instructions, please consult the manual: [27601_XXX8_HAND.pdf](#)

FINISH YOUR SPECIFICATION

Finish your product



414 02 00 B

SPY TUBE S B

☐

414 02 00 MMAT

SPY TUBE S MMAT

☐

414 02 00 W

SPY TUBE S W

☐

COMPATIBLE TRACKS

TRACK 1F ON

Available Colours

27600 0020 TRACK 1F ON 2m

2000 m 1 kg



27600 0030 TRACK 1F ON 3m

3000 m 1.4 kg



Notes: